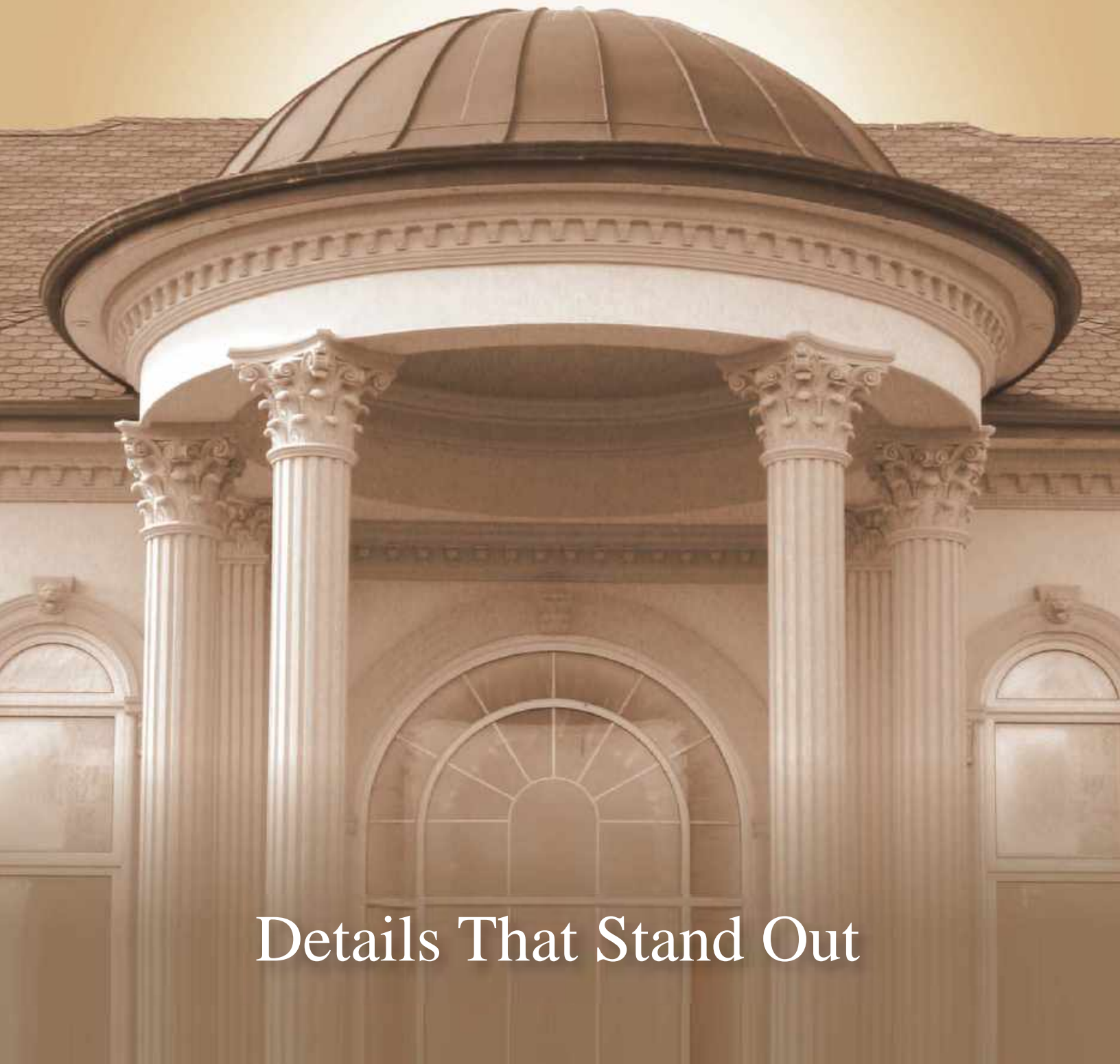





# PRIME MOULDINGS

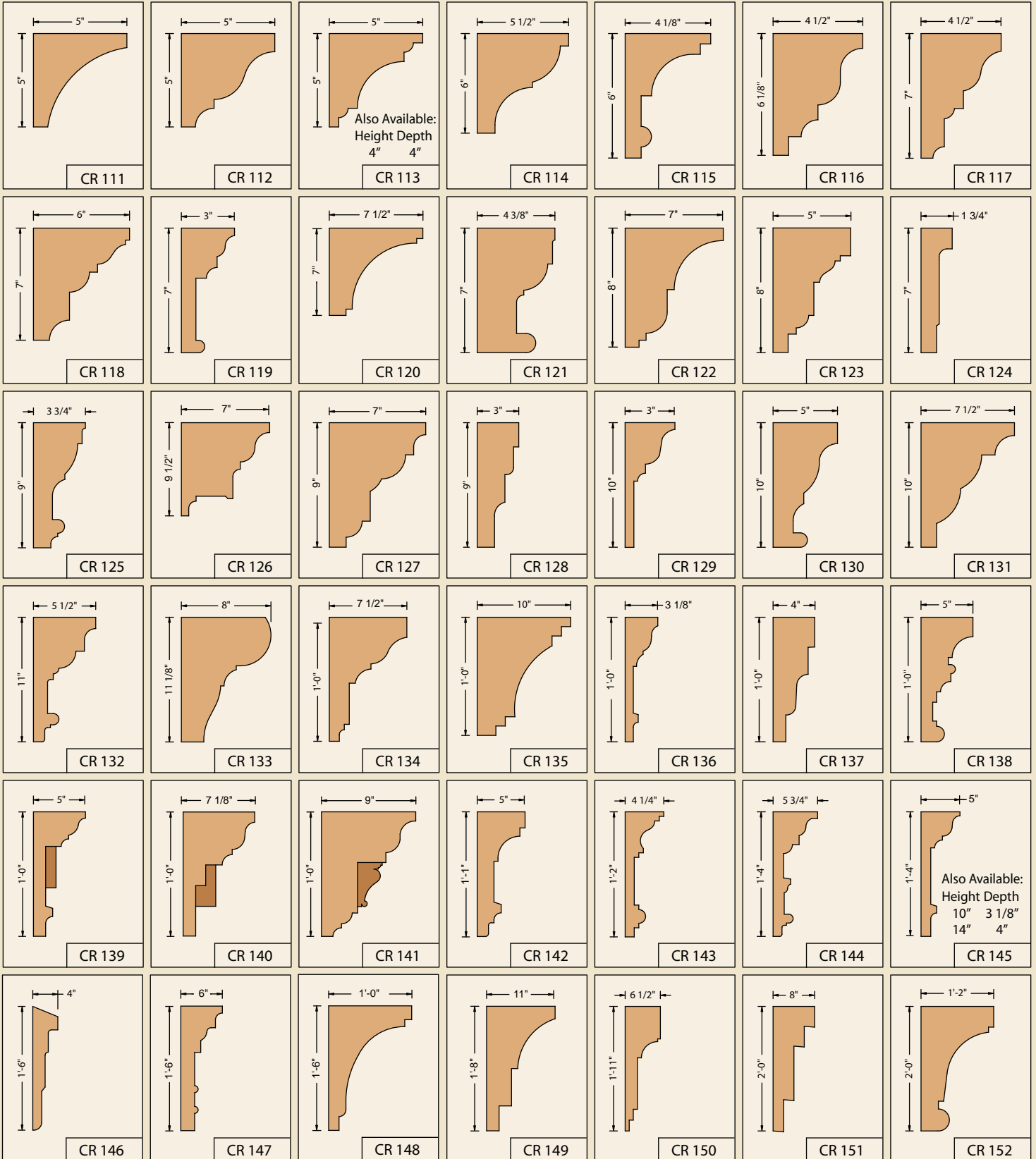


Details That Stand Out

# TRIMS



# CORNICES



# SILLS & BANDS

<p>Also Available: Height Depth 4" 6"</p> <p>SB 111</p>	<p>2 3/4"</p> <p>SB 112</p>	<p>SB 113</p>	<p>SB 114</p>	<p>SB 115</p>	<p>SB 116</p>	<p>Also Available: Height Depth 5" 3 1/2" 7 1/2" 5 1/2"</p> <p>SB 117</p>
<p>Also Available: Height Depth 5 7/2" 5"</p> <p>SB 118</p>	<p>3 3/4"</p> <p>SB 119</p>	<p>SB 120</p>	<p>SB 121</p>	<p>Also Available: Height Depth 4" 2"</p> <p>SB 122</p>	<p>2 3/8"</p> <p>SB 123</p>	<p>SB 124</p>
<p>SB 125</p>	<p>SB 126</p>	<p>3"</p> <p>SB 127</p>	<p>SB 128</p>	<p>SB 129</p>	<p>SB 130</p>	<p>SB 131</p>
<p>SB 132</p>	<p>SB 133</p>	<p>SB 134</p>	<p>SB 135</p>	<p>SB 136</p>	<p>SB 137</p>	<p>SB 138</p>
<p>SB 139</p>	<p>SB 140</p>	<p>SB 141</p>	<p>SB 142</p>	<p>SB 143</p>	<p>SB 144</p>	<p>SB 145</p>
<p>Recessed Pilaster</p>	<p>Fluted Pilaster</p>	<p>Recessed Column</p>	<p>Square Fluted Column</p>	<p>Round Plain Column</p>	<p>Round Fluted Column</p>	<p>ALL ROUND COLUMNS ARE AVAILABLE IN 8", 10", 12", AND 16" DIAMETER.</p> <p>ALL SQUARE COLUMNS ARE AVAILABLE IN 8", 10", 12", AND 16"</p>

# KEYSTONES



**K - 210**  
Height: 7", 9", 11"



**K - 220**  
Height: 7 1/2", 9", 12"



**K - 230**  
Height: 9 1/2"



**K - 240**  
Height: 11"



**K - 250**  
Height: 12"



**K - 260**  
Height: 12"



**K - 270**  
Height: 15"

# PEDIMENT FLOWERS



**PF - 210**  
Width: 21", Height: 9"



**PF - 215**  
Width: 24", Height: 8"



**PF - 220**  
Width: 39", Height: 7"



**FPF - 230**  
Width: 44", Height: 14"



**PF - 235**  
Width: 36", Height: 7"



**PF - 240**  
Width: 60", Height: 9"



**PF - 270**  
Width: 58", Height: 30"



**PF - 275**  
Width: 50", Height: 26"



**PF - 280**  
Width: 65", Height: 26"



**PF - 250**  
Width: 36", Height: 24.5"



**PF - 260**  
Width: 26", Height: 24"



**PF - 510**  
Width: 24", Height: 24"

# CORBELS / BRACKETS



**CB-210**  
Height Width Depth  
4" 3 1/2" 2 1/4"



**CB-220**  
Height Width Depth  
7" 4" 3"



**CB-230**  
Height Width Depth  
8" 7 1/2" 2"



**CB-240**  
Height Width Depth  
10 1/2" 3" 2"



**CB-250**  
Height Width Depth  
12" 5" 6"



**CB-260**  
Height Width Depth  
12 1/2" 6 1/4" 5"



**CB-280**  
Height Width Depth  
16" 7 1/2" 6"



**CB-300**  
Height Width Depth  
18" 9 1/2" 8"



**CB-290**  
Height Width Depth  
19 1/2" 9" 6 1/2"

# BASES & CAPITALS



**Doric Base DB**

Diameter	Height	Width
8"	6"	13"
10"	7"	14 3/4"
12"	8"	17"
16"	11"	21"



**Doric Capital DC**

Diameter	Height	Width
8"	7 1/2"	14 3/4"
10"	8 1/4"	16"
12"	9"	18 1/2"
16"	14 1/2"	25"



**Corinthian Capital CC**

Diameter	Height	Width
8"	14"	11"
10"	16 1/2"	12"
12"	19"	14"
16"	24"	25 1/2"



**Tuscan Base & Cap**

Diameter	Height	Width
8"	4"	10"



**Square Base**

Size	Height	Width
8"	5"	11 3/4"



**Square Cap**

Size	Height	Width
8"	3 1/4"	11 1/4"



**FFC-210**

Width	Height
8"	9"



**FFC-220**

Width	Height
12"	16"
10"	15"
16"	24"



# DECOR ACCENTS



**DEC - 210**  
Width 14", Height 14"



**DEC - 220**  
Width 14", Height 14"



**DEC - 230**  
Width 8", Height 7"



**DEC - 240**  
Width 9", Height 6"



**DEC - 250**  
Width 13", Height 10 1/2"



**DEC - 260**  
Width 8 1/2", Height 8 1/2"



**DEC - 270**  
Width 14", Height 14"



**DEC - 280**  
Width 14", Height 14"



**DEC - 410**  
Width 10 1/2", Height 10 1/2"

# WINDOW DESIGNS



W - 11



W - 12



W - 13



W - 15



W - 16



W - 17



W - 18



W - 19



W - 20

# WINDOW DESIGNS



W - 21



W - 22



W - 24



W - 28



W - 29



W - 39



W - 46



W - 49



W - 50

# WINDOW DESIGNS



**W - 51**



**W - 55**



**W - 56**



**W - 58**



**W - 60**



**W - 61**



**W - 63**



**W - 66**



**W - 67**

See More Designs at <http://PrimeMouldings.com>

# DESIGN IDEAS



DI - 14



DI - 16



DI - 17



DI - 23



DI - 25



DI - 26



DI - 31



DI - 34



DI - 41

# DESIGN IDEAS



DI - 44



DI - 46



DI - 47



DI - 49



DI - 53



DI - 54



DI - 56



DI - 63



DI - 64


# TECHNOLOGY

PRIME pre-fabricated stucco mouldings can add unparalleled luxury and beauty to your home or your building project at very reasonable costs (see our Design Galleries at <http://www.PrimeMouldings.com>).

PRIME exterior mouldings are designed for, and tested in the harsh Canadian climate. They will withstand extreme climatic temperatures, sun light, rain, ice and snow for many years. Our products have a 5 year limited warranty.

PRIME pre-fabricated stucco mouldings are made of three components:

1. The EPS foam core (UL certified Expanded Polystyrene ): Forms the precise and detailed shape of our mouldings.
2. Fiberglass reinforcement mesh: Reinforces the mouldings and prevents cracking.
3. FLEXOCOAT coating: Our own high strength polymer enhanced cement formulation that provides a hard, durable but flexible surface.



PRIME mouldings are coated with FLEXOCOAT at our factory for uniform thickness and detail. FLEXOCOAT can be brush painted using "Stucco, Masonry and Brick Paint". There is no need for a "trowel" or "spray" stucco coating after installation.

PRIME mouldings compliment stucco, stone or brick building systems. You may choose one of our standard profiles shown in this catalog or we can manufacture to your unique design.

PRIME mouldings are manufactured in standard 8' lengths. We manufacture arches, window and door trims, quoins, pilasters, columns, bases, capitals and many other appealing architectural accents.

Installation of PRIME mouldings is fast, easy and **will save you time and labor**. The mouldings can be cut using a miter saw at the job site and glued to the wall using construction adhesives. Temporary fasteners are employed for larger, heavier mouldings to aid the adhesion period.



 **PRIME**  
MOULDINGS

70 Gibson Drive, Unit 8  
Toronto, Ontario  
Canada L3R 4C2

Fax: 1.866.663.7453  
Email: [sales@PrimeMouldings.com](mailto:sales@PrimeMouldings.com)  
Web: <http://PrimeMouldings.com>

